



Facts!

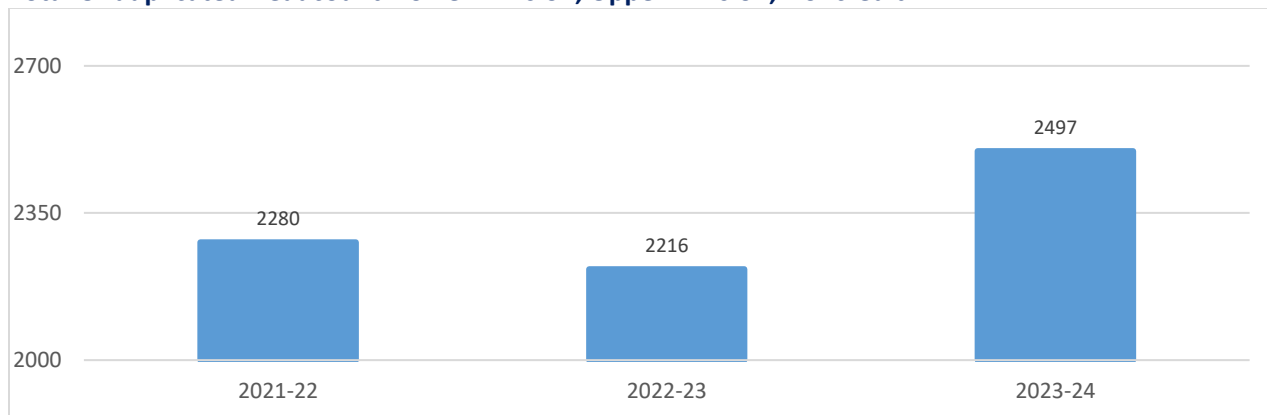
November 2024

An Accountability and Institutional Effectiveness Publication

Goal one of the 2023-24 Chipola College Master Plan was to expand and maintain access to educational opportunities for students. To accomplish this goal, the college established two objectives for the academic year: (1) ensure students have access to support services needed to be successful at the college and (2) minimize barriers to enrollment, retention, and completion. This month’s *Chipola College Facts!* presents data indicating how well the college met objective two. The data show that the college continues to make good progress toward improving retention and completion rates by addressing barriers students face in continuing their educational pursuits. However, the data also show the likely negative impact that the COVID-19 pandemic had on enrollment and retention.

Reducing barriers paves the way for enrollment increases. The increase in enrollment from the academic year 2022-23 to 2023-24 was two hundred eighty-one students. The enrollment is the largest unduplicated headcount enrollment since pre-pandemic.

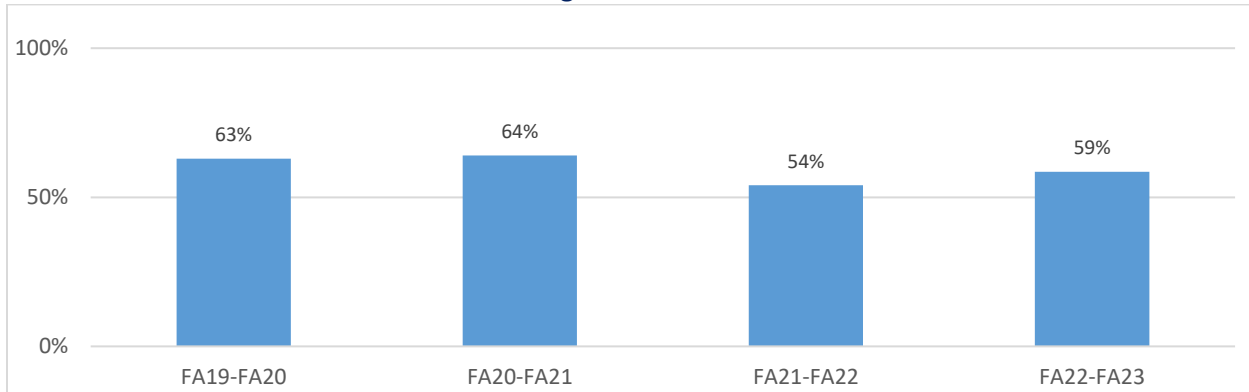
Total Unduplicated Headcount: Lower Division, Upper Division, Noncredit



Documented: Information Systems Dept. (Stone). Report(s)/file(s): #UNDUPCNT_SHELTON

Retention rates improve as students face fewer barriers toward program completion. Over the past three academic years, the fall-to-fall retention rate of first-time-in-college students has varied. As shown in the following graph, the retention rate increased by five percentage points from the fall 2021 – Fall 2022 period to the fall 2022 – fall 2023 period. However, for the fall 2021 – fall 2022 period, the retention rate declined by ten percentage points. Again, the effects of the COVID-19 pandemic likely had a significant impact on some students being able to return to college after the 2021 fall semester.

Fall-to-Fall Retention of all First-Time-in-College Students

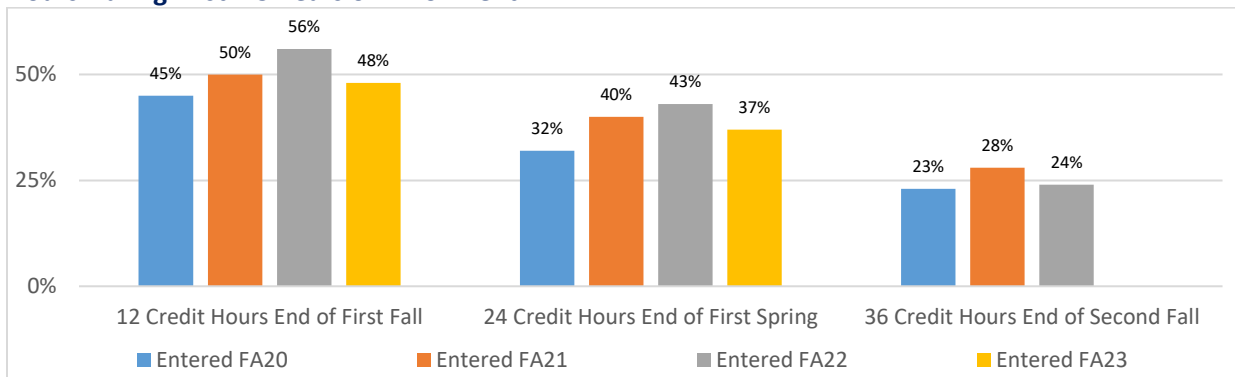


Documented: Information Systems Dept. (M. White). Report(s)/file(s): FCS First-Time Student Cohort Retention Rates by Full/Part-Time Status, file: PERA 3543g_Acnt2023_M1P2_Formatted

Notes: (1) First-time-in-college = A student attending college for the first time with no credit toward a degree or formal award from any other institution who is enrolled in a course in an instructional area that leads to a degree or certificate. (2) Students are counted as retained if they have completed their program or are still enrolled the fall term after the fall term of their initial enrollment.

Students are earning more credit hours at a quicker pace. Students who earn more credit hours early in their college tenure are more likely to complete an academic award. The following graph shows that the number of credit hours earned by entering student cohort groups has steadily increased in the succeeding fall and spring semesters, with a reduced number in the 2023-24 academic year for the first time since the pandemic.

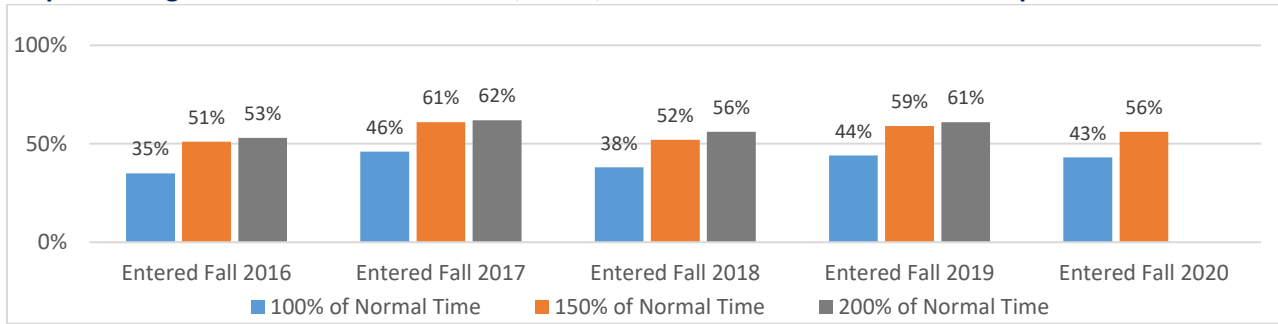
Percentage Degree-Seeking Students Without Dual Enrollment Credits who Achieved 12, 24, and 36 Milestone Credit Hours During First 1.5 Years of Enrollment



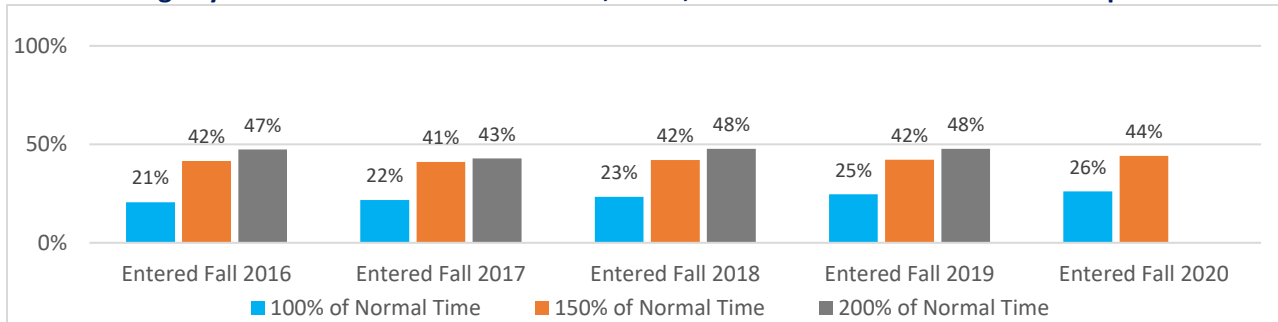
Documented: Information Systems Dept. (Stone). Report(s)/file(s): FTIC_WITH_HRSEARNED_THRU

Chipola College graduation rates are significantly higher than those of the Florida College System. A nationwide trend in recent years has been to emphasize “on-time” graduation. More states are using graduation rates in 100%, 150%, and 200% of normal time to completion as metrics in performance-based funding formulas. An indication that Chipola has made progress in reducing barriers students face for continued enrollment is the college’s graduation rate. As shown in the following graphs, Chipola’s graduation rates are 100%, 150%, and 200% of normal time to completion, significantly higher than those of the Florida College System. (Graduating from an associate degree program in two years is 100% of the normal time to completion, graduating in three years is 150% of the time, etc.)

Chipola College Graduation Rates in 100%, 150%, and 200% of Normal Time to Completion



Florida College System Graduation Rates in 100%, 150%, and 200% of Normal Time to Completion



Chipola College is proud of its strong performance related to student retention and completion and will continue reducing barriers for students to enroll and complete their educational programs. Expanding and maintaining access to educational opportunities will remain a major goal of the college in the coming years.

Chipola College Facts! is a monthly accountability and institutional effectiveness fact sheet published jointly by the Chipola College Assessment, Compliance, and Grants Office and the Office of Information Systems. Its purpose is to facilitate informed decision-making by publishing relevant information throughout the year. For more information, contact Brent Shelton at Chipola College, 3094 Indian Circle, Marianna, FL 32446 or at sheltonb@chipola.edu.

Chipola College does not discriminate against any persons, employees, students, applicants or others affiliated with the college with regard to race, color, religion, ethnicity, national origin, age, veteran's status, disability, gender, genetic information, marital status, pregnancy or any other protected class under applicable federal and state laws, in any college program, activity or employment. Questions or complaints regarding harassment or discrimination, including sexual harassment and sexual violence, should be directed to the College's Equity Officer and Title IX Coordinator: Wendy Phippen, Associate Vice President of Human Resources, Equity Officer and Title IX Coordinator, 3094 Indian Circle, Marianna, FL 32446, Building A, Room 183A, 850-718-2269, pippenw@chipola.edu.